

# Santana Adventures

## Paris to Amsterdam



Rhine - Moselle  
Cycling Cruise 2019

# Your Santana Adventures Crew

Bill & Jan McCready  
Robert Baur  
Jack & Susan Goertz  
Pierre Giaroia  
Gene Mezereny  
Leland Turner

Special thanks to France Bike Rentals  
for outfitting many of you for this tour.



[www.francebikerentals.com](http://www.francebikerentals.com)

# Robert Baur

Seeblick 21  
88045 Friedrichshafen  
Germany

baurrobert@googlemail.com

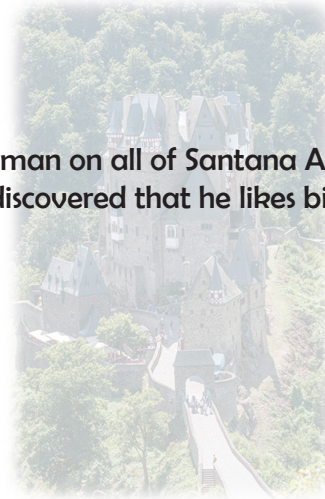
Cell - +49 175 162 0000



“Live every day as if it would be your last.”

Hotelier, Semi-retired

Enjoys golf, tennis, and travel. Robert is Bill and Jan`s right-hand man on all of Santana Adventures international tours. Since becoming involved with Santana, Robert has discovered that he likes bicycling almost as much as eating and golf.



I ride... a REALLY BIG BIKE



**Santana Tour:** Nearly all of them!

**Favorites:** Tahiti, Hawaii, and Mekong

**Most Challenging:** This will be the most challenging trip!!!!





# Bill & Jan McCready

830 Stanislaus Circle  
Claremont, CA 91711

bill@santanatandem.com  
jan@santanatandem.com

Phone - 909-621-3543



**“It’s nearly Perfect.”**

**Bill** - Head Cheese at Santana, Tandem Visionary, Tour Leader

Bill is also a travel addict, and history, food, and wine connoisseur. Bill took up biking at 14, tandeming at 15, working at the bike shop at 16, and organizing group cycling tours through Europe at 19. He married Jan at 21. He’s never progressed beyond his childhood ambitions!

**Jan** - Rally Registrar, keeps Bill reigned in as needed. Head Cheerleader

Enjoys time with the grandkids, gardening, cooking, exotic travel, and wine. Jan goes spinning at the Health Club 3-5 mornings each week in order to keep up with their 2 grandchildren, Sebastian and Miranda.

We met... at a bicycle ride where Bill was looking for a stoker and found one for life. We started dating in 1969, have been cycling together since 1969, and married in 1972.

We ride... a Santana Beyond

Where have we been on a tandem? It’s much easier to answer where haven’t we ridden one!





# Gene Mezereny; aka Garmin Gene

101 A Elmhurst Ave  
Manchester, NH 03103

gene@mezereny.com

Cell - 909-938-8509




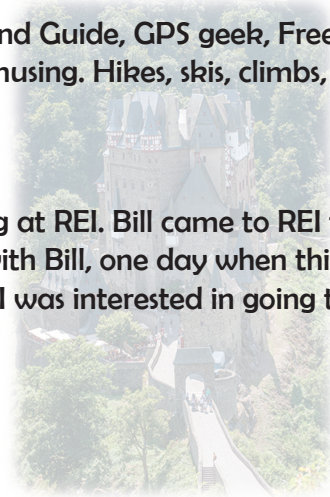
“I’m ba-ack”

**Gene** - aka Garmin Gene: REI Lifer, Outdoor School Instructor and Guide, GPS geek, Freelance Photographer, Writer, Author, Survivor. Finds supporting Santana trips amusing. Hikes, skis, climbs, rides, kayaks and canoes, and runs when coerced.

I “formally” met Bill through random circumstance while working at REI. Bill came to REI for tutoring on GPS and I happened to be his instructor. After 2 months of working with Bill, one day when things weren’t going well with programming, Bill threw up his hands and asked if I was interested in going to Spain. That was 2010; The rest is history...

You will see me driving the S.O.S. Van!

My most favorite personal cycling trip was in 1992 riding through parts of Poland, Slovakia (still Czechoslovakia at the time), and Hungary. We were the first American tourists many had seen; That led to many in-home invites and homemade brandy...



# Leland Turner

760 Wainee St A107  
Lahaina, HI 96761

Lelandjt@hotmail.com

Cell - 970-333-1092

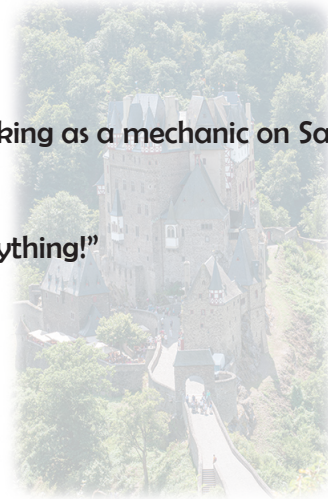


Santana, Tour Guide, Designer, Racer

Enjoys surfing, kiting, skiing, and volleyball.

After over a decade of professional racing, Leland has been working as a mechanic on Santana tours and as a designer in the factory.

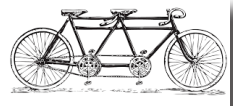
"I'm here to help you enjoy your trip, so ask me for help with anything!"



You will see me in The S.O.S Van.



**Santana Tours:** Maui, Mississippi, Colorado, Croatia, Arizona, Paris to Amsterdam, Columbia River, Italy, Corsica, Vietnam, Tahiti, New Zealand and more!





# SHARING OUR PHOTO MEMORIES

In addition to the Icebreaker, Santana hosts a shared photo gallery on the web. When you arrive home from your Columbia River adventure, please choose and upload up to a dozen of your finest shots.

If you took great photos of others why not share them with all of us? It is an easy and efficient way to maximize our memories. In addition to viewing the photos uploaded to the web, you will be able to download your favorites, the photos you might like to have taken but missed. Use these shared photos to enhance your scrapbooks and slideshows. Plenty of shared photos from Santana's past tours have been framed as valuable keepsakes or added to holiday letters. It's fun, FREE and easy.

**Legal stuff:** Everyone on this tour signed a "model release" that allows all of us to legally post photos of each other. Your uploaded photos may be downloaded by other participants for any non-commercial use. Additionally, the gallery's host (Santana Cycles, Inc.) is granted the use of all uploaded photos without limitation. Have fun, but please don't upload photos that are too personal and/or embarrassing.

**Easy Instructions:** Even though most of you will be able to figure this out, here are step by step instructions:

1. Transfer all of your "photo files" from your camera (and/or its memory cards) to the hard-drive of your computer. Never export photo files directly into a viewing and sorting program as most of these applications will "smoosh" your photo files--- which renders them too grainy for printing or "HD" enjoyment.
2. After you save a duplicate "archive" set of your photo files, it's safe to import a "working" set to your viewing and sorting program.
3. Choose your DOZEN favorite photos. If your tandem partner disagrees, each individual can pick up to a dozen favorites. Write down the camera-assigned names of the files (e.g. img000837 or Sonypix 08934).
4. Locate these same files in your "archive" set and duplicate them into a new file folder named "My Favorites."
5. If you want to be creative, you can change the camera-assigned names to captions (ie "Our third flat.jpg" or "The road to Glenorchy.jpg" or "John and Marsha.jpg"). Two caveats: End each caption with .jpg and do not use any punctuation marks except for the dot that precedes the jpg. Titles with punctuation will become garbled. The .jpg suffix (which will disappear from your caption) informs the gallery that your upload is a photo.
6. Here is the gallery link: <https://santanaadventures.smugmug.com/2019-Events/Paris-Amsterdam-2019/>
7. Follow SmugMug instructions. **NOTE:** If you have a very slow internet connection, uploads may fail because of a frustrating time limit.

**E-mail workaround:** Because dragging a photo onto an e-mail will typically smoosh it by up to 95%, please find the menu command that will "attach" photo files to your e-mail. Gene's "oversize" mailbox will allow him to receive up to 10MB of attachments (typically 3-4 photos) with each e-mail. Send Gene as many e-mails as is necessary.

[santanabook@mezereny.com](mailto:santanabook@mezereny.com)



